

**VISITS MONITORING  
AND ANALYTICS REPORTS**



**NOVEMBER 2015 - OCTOBER 2018**

# VISITS TO THE OPENMEDPROJECT.EU WEBSITE

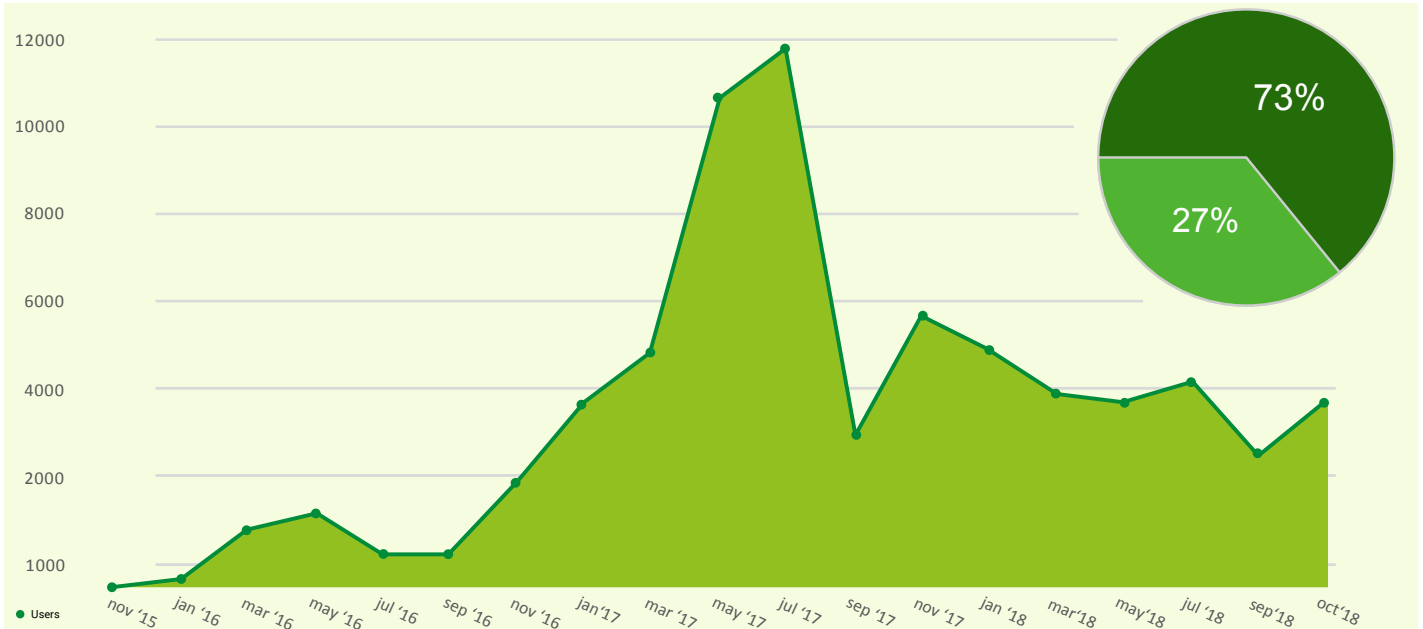
Period: Nov 2015 - Oct 2018

## Total since 2015

| Users  | New Users | Sessions | Sessions for User | Page Views | Page/Session |
|--------|-----------|----------|-------------------|------------|--------------|
| 83.892 | 61.232    | 134.483  | 1,60              | 477.020    | 3,55         |

## Trend of visits to the website

■ New Users ■ Returning Users



## Year 2015 (Nov - Dec)

| Users | New Users | Sessions | Sessions for User | Page Views | Page/Session | Average Session Perm. |
|-------|-----------|----------|-------------------|------------|--------------|-----------------------|
| 115   | 115       | 261      | 2,27              | 2.246      | 19,5         | 00:02:00              |

## Year 2016 (Jan - Dec)

| Users  | New Users | Sessions | Sessions for User | Page Views | Page/Session | Average Session Perm. |
|--------|-----------|----------|-------------------|------------|--------------|-----------------------|
| 11.218 | 9.842     | 18.303   | 1,63              | 77.729     | 4,25         | 00:02:40              |

## Year 2017 (Jan - Dec)

| Users  | New Users | Sessions | Sessions for User | Page Views | Page/Session | Average Session Perm. |
|--------|-----------|----------|-------------------|------------|--------------|-----------------------|
| 52.616 | 38.843    | 75.542   | 1,44              | 263.448    | 3,49         | 00:02:55              |

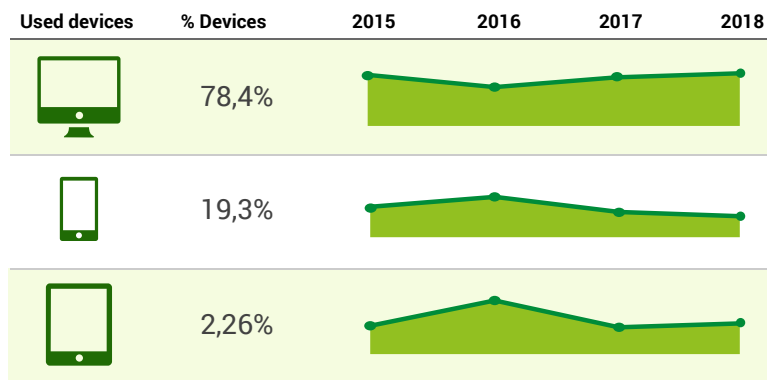
## Year 2018 (Jan - Oct)

| Users  | New Users | Sessions | Sessions for User | Page Views | Page/Session | Average Session Perm. |
|--------|-----------|----------|-------------------|------------|--------------|-----------------------|
| 19.943 | 12.432    | 40.377   | 2,02              | 133.597    | 3,31         | 00:04:00              |

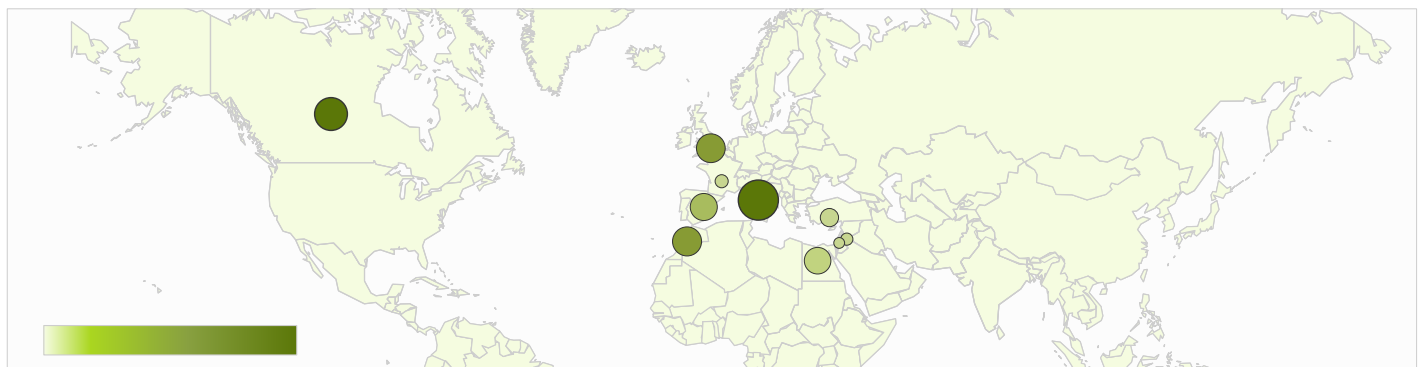
# BROWSER LANGUAGE AND DEVICE USED

Period: Nov 2015 - Oct 2018












| Browser languages | % Users |
|-------------------|---------|
| 1. English - USA  | 48,5%   |
| 2. English - UK   | 6,85%   |
| 3. French         | 5,23%   |
| 4. Italian        | 4,3%    |
| 5. Arabic         | 3,7%    |
| 6. Spanish        | 3,5%    |
| 7. Portuguese     | 1,8%    |
| 8. Other          | 26,12%  |



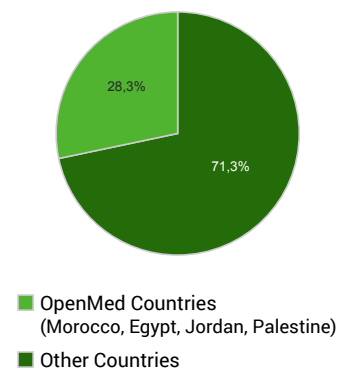
## GEOGRAPHICAL AREA OF VISITORS



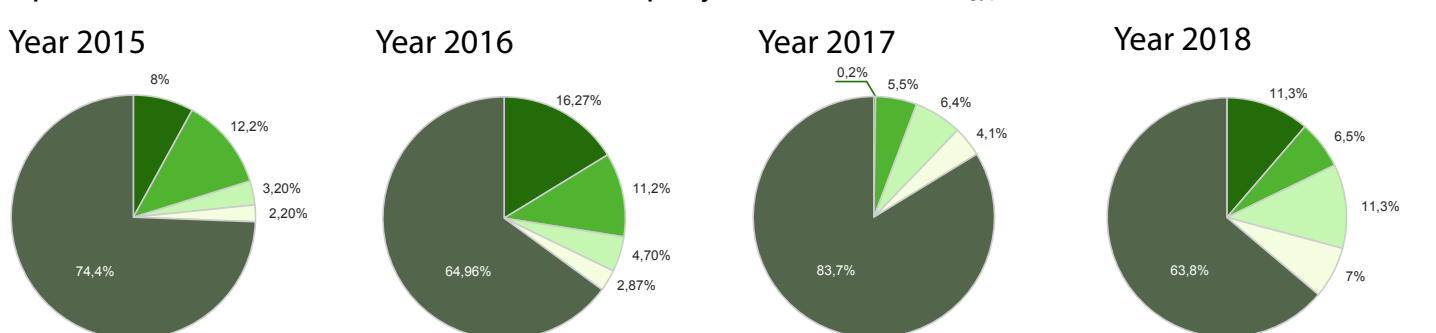
### GEOGRAPHICAL AREA CLASSIFICATION (TOTAL PER PERIOD)

|     |  |      |
|-----|--|------|
| 1.  |  Italy          | 28%  |
| 2.  |  United States  | 12%  |
| 3.  |  United Kingdom | 7%   |
| 4.  |  Morocco        | 6,5% |
| 5.  |  Spain          | 6%   |
| 6.  |  Egypt          | 5%   |
| 7.  |  France         | 5%   |
| 8.  |  Palestine      | 4%   |
| 9.  |  Germany        | 3%   |
| 10. |  Turkey         | 2%   |
| 11. |  Jordan         | 1,5% |
| 12. | Other  | 20%  |

### Influence of visits by OpenMed Countries



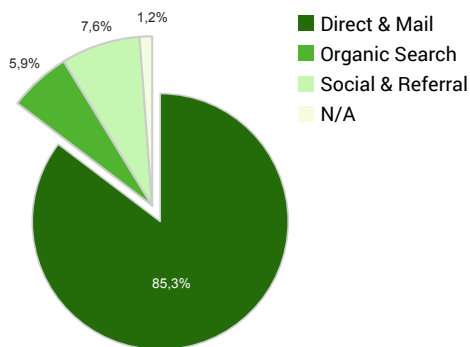
### OpenMed Countries that visited the website per year



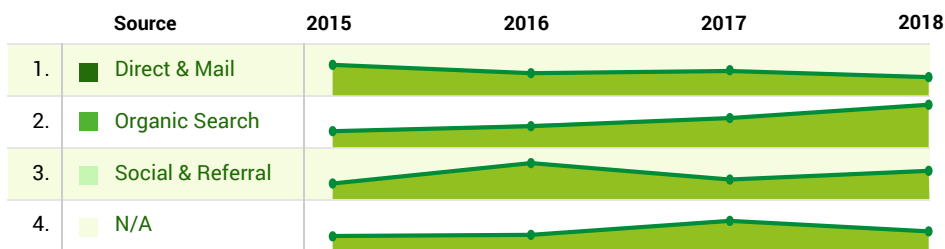
statistics by AWSTATS [openmedproject.eu](http://openmedproject.eu)

# TRAFFIC ORIGIN BY CHANNEL

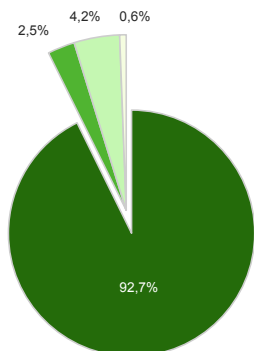
Period: Nov 2015 - Oct 2018



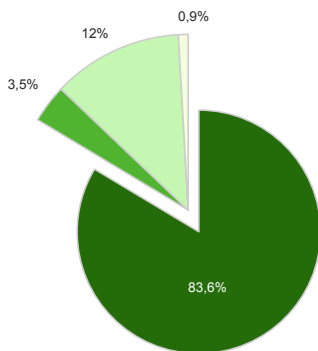
## TRAFFIC ORIGIN TREND



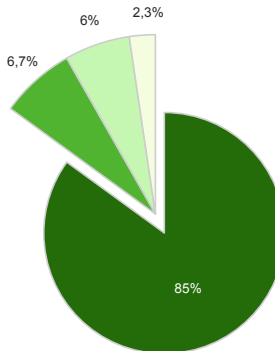
### Year 2015



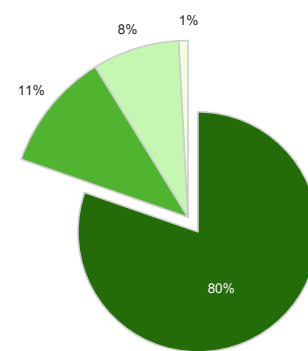
### Year 2016



### Year 2017



### Year 2018

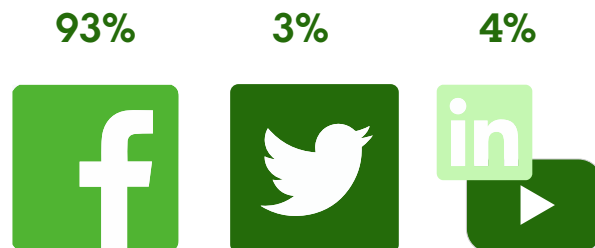


## BOUNCE RATE FOR CHANNEL

Visitors who leave the website after visiting a single page

|    |                |     |
|----|----------------|-----|
| 1. | Direct & Mail  | 79% |
| 2. | Organic Search | 74% |
| 3. | Social         | 61% |
| 4. | Referral       | 48% |

## ACQUISITION BY SOCIAL CHANNEL



## TOP TEN OF THE MOST VISITED PAGES

Ranking of the most visited web pages in the period

|     | Page   | Views |
|-----|--|-------|
| 1.  | /national-strategy-forum-for-egypt/            | 8.929 |
| 2.  | /results/national-oer-strategy-forums/morocco/ | 5.032 |
| 3.  | /discover-palestine-mooc/                      | 4.996 |
| 4.  | /home/   | 4.200 |
| 5.  | /attributions/                                 | 3.858 |
| 6.  | /category/blog/                                | 3.844 |
| 7.  | /partners/people                               | 3.562 |
| 8.  | /results/compendium/                           | 3.185 |
| 9.  | /results/national-oer-strategy-forums/jordan/  | 1.891 |
| 10. | /results/national-oer-strategy-forums/egypt/   | 1.752 |



www.openmedproject.eu

Co funded by the Erasmus+ Programme of the European Union

